

FIGURE 1.
SN: HAL
Technique: Optical
Description: Topside
package markings




FIGURE 2.
SN: HAL
Technique: Optical
Description: Bottomside
package markings

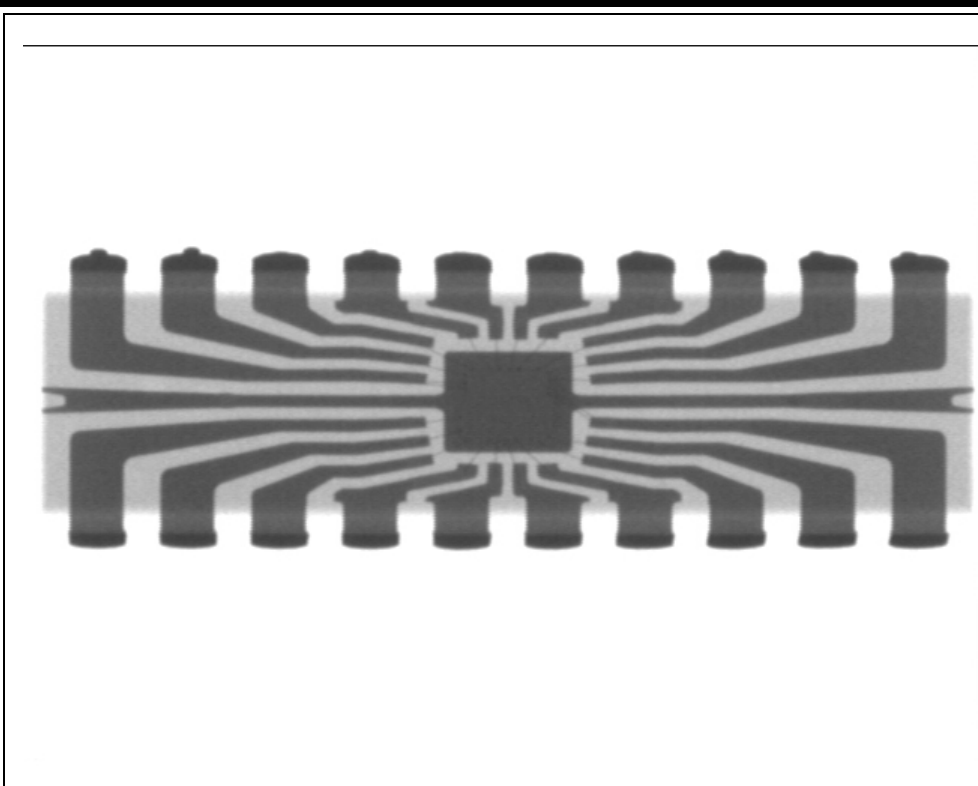


FIGURE 3.
SN: HAL
Technique: X-ray
Description: Overall pack-
age




FIGURE 4.
SN: HAL
Technique: X-ray
Description: Wire bonding




FIGURE 5.
SN: HAL
Technique: Optical
Description: Overall die image




FIGURE 6.
SN: HAL
Technique: Optical
Description: Upper-left




FIGURE 7.
SN: HAL
Technique: Optical
Description: Upper-middle




FIGURE 8.
SN: HAL
Technique: Optical
Description: Upper-right




FIGURE 9.
SN: HAL
Technique: Optical
Description: Middle-left




FIGURE 10.
SN: HAL
Technique: Optical
Description: Middle-middle




FIGURE 11.
SN: HAL
Technique: Optical
Description: Middle-right




FIGURE 12.
SN: HAL
Technique: Optical
Description: Lower-left




FIGURE 13.
SN: HAL
Technique: Optical
Description: Lower-middle




FIGURE 14.
SN: HAL
Technique: Optical
Description: Lower-right